

PAY TO THE ORDER OF  
**U. S. NATIONAL BANK**  
Lennox Office  
Lennox, California  
FOR DEPOSIT ONLY  
**TIFFANY ENTERPRISES**  
360-22028

*del*  
*4/16/68*

2 1 3  
29  
FEB

PAY ANY BANK P.P.S.  
-2-  
FEB 29 1968  
U.S. NATIONAL BANK  
LENNOX OFFICE  
LENNOX, CALIF.  
1820

COPIED COPY

APPROVED BY

44-38861 JK Q224  
# **FBI** #

DEAR SIR,

INCLOSED IS M.O. FOR \$3.00 FOR 30 DAYS MAIL FORWARDING SERVICE.

ERIC S. GALT

*Eric S. Galt*

ST FRANCIS HOTEL

5533, HOLLYWOOD BLVD.

LOS, ANGELES, CALIF. 90028.

PH. 464 1131

*received 1-30-68*

*41468  
JWR*

44-38861 JK Q225



# THIS IS YOUR BOARDING PASS

Please carry it with you when deplaning at intermediate points.

FLIGHT/CLASS		DATE	SEAT NUMBER
399/Y			Gate
FROM	TO	13	
ATL	MEM	8:05	
FLIGHT/CLASS		DATE	SEAT NUMBER
FROM		TO	
130		5:00	5:00

**RECONFIRMATION INFORMATION:** Your continuing or return air reservations from the following cities will be cancelled unless you reconfirm by the time indicated.

From all other cities - At least 24 hours before your scheduled flight departure.

From London, Bermuda, Bahamas, Islands, Mexico and Puerto Rico - At least 72 hours before your scheduled flight departure.

From the District of Columbia, United States or Canada - (when arriving from London, Bermuda, Bahamas, Islands, Mexico or Puerto Rico): At least 72 hours before your scheduled flight departure.

Passengers on intermediate flights must reconfirm their continuing or return reservations at each boarding point, if a stopover of 72 hours or more is made.

To reconfirm simply advise Eastern by telephone or in person - of your intention to use your reservation.

Reconfirmation is not required if your stopover at the above points is less than the time indicated.

**CONNECTING INFORMATION:** If you are a connecting passenger to an Eastern flight and your baggage has already been checked to your final destination, you may go directly to the boarding gate at the connecting point. You do not have to recheck at the ticket counter.

GROUPS  
TRAVEL CONTINUED  
LEAVES \_\_\_\_\_ AT \_\_\_\_\_ A.M.  
P.M.

FLIGHT LEAVES \_\_\_\_\_ AT \_\_\_\_\_ A.M.  
P.M.

5255727

Ticket #



44-38861 JK Q247



# EASTERN

## THIS IS YOUR BOARDING PASS

Please carry it with you when deplaning at intermediate points.

FLIGHT/CLASS DATE		SEAT NUMBER
399/Y		Gate
FROM	TO	13
ATL	MEM	8:05
FLIGHT/CLASS DATE		SEAT NUMBER
FROM	TO	
180	Flommo Newark 8:45	

**RECONFIRMATION INFORMATION:** Your continuing or return air reservations from the following points will be cancelled unless you reconfirm by the time indicated.

From all other cities—At least 24 hours before your scheduled flight departure.

From Bermuda, Bahama Islands, Mexico and Puerto Rico—At least 72 hours before your scheduled flight departure.

From the Continental United States or Canada—(when arriving from Bermuda, Bahama Islands, Mexico or Puerto Rico): At least 72 hours before your scheduled flight departure.

Passengers on international flights must reconfirm their continuing or return reservations at each boarding point, if a stopover of 72 hours or more is made.

To reconfirm simply advise Eastern by telephone or in person - of your intention to use your reservation.

**Note:** Reconfirmation is not required if your stopover at the above points is less than the time indicated.

**CONNECTING INFORMATION:** If you are a connecting passenger to an Eastern flight and your baggage has already been checked to your final destination, you may go directly to the boarding gate at the connecting point. You do not have to recheck at the ticket counter.

GROUND TRANSPORTATION LEAVES \_\_\_\_\_ AT \_\_\_\_\_ A.M. P.M.

FLIGHT LEAVES \_\_\_\_\_ AT \_\_\_\_\_ A.M. P.M.

621575

44-38861 JK Q247

YOUR STUDENT NUMBER		DOLLARS	CENTS
15189		15	89
PAY EXACT AMOUNT ABOVE			
SEND THIS COUPON WITH PAYMENT AND YOUR COMPLETED ASSIGNMENT FOR			
LESSON 9			
To: LOCKSMITHING INSTITUTE LITTLE FALLS, NEW JERSEY			
PAYMENT FOR LESSON 9	PRINT NAME HERE ERIC S. GALT		
	ADDRESS 113-14 ST. NE ATLANTA - GA.		

151.89  
APR-668

Q25-1

YOUR STUDENT NUMBER		DOLLARS	CENTS
15189		15	89
PAY EXACT AMOUNT ABOVE			
SEND THIS COUPON WITH PAYMENT AND YOUR COMPLETED ASSIGNMENT FOR			
LESSON 6			
To: LOCKSMITHING INSTITUTE LITTLE FALLS, NEW JERSEY			
PAYMENT FOR LESSON 6	PRINT NAME HERE ERIC S. GALT		
	ADDRESS 1535-N-SERRANO, L.A. CALIF.		

MAR-668  
151.89

Q248

YOUR STUDENT NUMBER		DOLLARS	CENTS
15189		15	89
PAY EXACT AMOUNT ABOVE			
SEND THIS COUPON WITH PAYMENT AND YOUR COMPLETED ASSIGNMENT FOR			
LESSON 8			
To: LOCKSMITHING INSTITUTE LITTLE FALLS, NEW JERSEY			
PAYMENT FOR LESSON 8	PRINT NAME HERE ERIC S. GALT		
	ADDRESS 1535-N-SERRANO, L.A. CALIF.		

Q252

YOUR STUDENT NUMBER		DOLLARS	CENTS
15189		15	89
PAY EXACT AMOUNT ABOVE			
SEND THIS COUPON WITH PAYMENT AND YOUR COMPLETED ASSIGNMENT FOR			
LESSON 7			
To: LOCKSMITHING INSTITUTE LITTLE FALLS, NEW JERSEY			
PAYMENT FOR LESSON 7	PRINT NAME HERE ERIC S. GALT		
	ADDRESS 1535-N-SERRANO, L.A. CALIF.		

151.89/15.00  
MAR 11

Q249

**LOCKSMITH LEDGER**

Little Falls,  
New Jersey 07424

FEB 26 1968

Please enter my order for a subscription to the **Locksmith Ledger** for 1 year (twelve issues) AND my copy of the new **Padlock Handbook**. I am enclosing my check in the amount of \$10 with the understanding that two dollars and fifty cents of this amount is applied to the **Handbook** and that it represents a 50% reduction in the price of that book.



Imagine, you will not only receive all the trade news and technical information every month in the industry-acclaimed Locksmith Ledger, but you will also become the possessor of one of the most valuable reference books ever to come off the press in modern years! Don't pass it up!

**OR** →

Please send me the **Padlock Handbook** ONLY. I enclose my check for \$5.25, twenty-five cents of which is applied to postage and handling.



Name: ERIC S. GALT Student No 30-I-15189  
Address: 1535-N-SERRANO, LOS ANGELES.  
City: LOS ANGELES State CALIF. Zip Code 90027.

**MAIL THIS COUPON WITH YOUR CHECK TODAY.**

Q252 JK


LESSON CORRECTION

Lesson No. 8

The successful completion of any key fitting assignment depends entirely upon directing your efforts and attention to spacing and shaping the key cuts to conform to manufacturing standards so that the key you fit will operate smoothly and dependably.

Let's review some of these important details and apply them to every key fitting assignment.

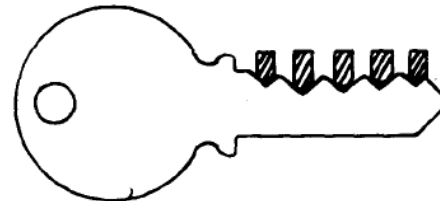
First of all the spacing of the cuts must be accurate so that the pins or discs will sit in the very bottom of the cuts. If the spacing is not accurate the tumblers will sit on the slopes of the cuts like this: This will cause you to file the cuts deeper than necessary and the pins will sit at different heights each time the key is inserted in the keyway.




Assuming now that the cuts are spaced accurately, let's take a good look at the importance of the angle formed by the slopes of the cuts.

For general key cutting the standard angle formed by the slopes is 100 degrees. This angle provides enough room for the pins or discs to seat in the very bottom of the cut and presents a gentle slope for the pins to ride up on when the key is inserted and withdrawn. The angle also eliminates those high, steep points between cuts that appear when the angle is not correct.

NOTE: Use key gage supplied in Lesson #2 to help you maintain the correct angle as you file for depth.



When the angle is not correct, or too steep, the pins hang between the slopes like this: Again the cuts will be deeper than necessary, weakening the key and preventing the pins or discs from meeting at the shear line each time the key is inserted in the plug. The very steep slope and high, sharp points between the cuts makes insertion and withdrawal of the key difficult and will cause excessive wear. Worst of all the pins or discs can get wedged in the cut, trapping the key in the plug.



Students very often want to know about the shape of the bottom of the cut. The bottom of the cut can be rounded or flat. This provides a base for the pins or discs to rest on and a tolerance for minor deviations in spacing.

*Walt Tiedeman*  
Walt Tiedeman  
Chief Instructor

LOCKSMITHING INSTITUTE  
LITTLE FALLS, NEW JERSEY  
07424

EXAMINATION  
CERTIFICATE

# HOMWORK ASSIGNMENT

30-I-15189
ERIC S. GALT
113-14th. STREET, N. E.
ATLANTA STATE GEORGIA ZIP 30309

LESSON NO. **8**  
LESSON GRADE *BA*  
(leave blank)

Fold  
Here

Fold  
Here

## LESSON NO. 8 - Fitting Keys to Cylinders

### REQUIRED:

1. Using one of the mailing bags supplied, submit the key you made for grading. DO NOT RETURN THE LOCK. It will be used for the next lesson.
2. Complete top portion of this form and send it to us in the brown envelope attached to the mailing bag.
3. If paying tuition in installments, remit one payment with this lesson. Detach and mail coupon 8 from your payment book.

Fold  
Here

Fold  
Here

**NOTE:** If it is necessary to write to us about this lesson, enclose your letter with this assignment. Please do not write your comments on the examination certificate.

**SEND THIS FORM IN THE MAIL BAG WITH YOUR COMPLETED LESSON**



Locksmithing Institute, Little Falls, New Jersey

DATE APR 8 1968

LESSON ACKNOWLEDGEMENT

**Thank You!**

... for your lesson and payment.

Tuition balance \$ 159.<sup>50</sup>

Next lesson and payment due by MAY 11 68

5 30-1-15189  
MR. ERIC S. GALT  
113 14th ST. N.E.  
ALANTA, GA.

Lessons and payments may be submitted at any time prior to above date.

**SAVE MONEY:— IF FULL BALANCE IS PAID AT ONE TIME, YOU MAY DEDUCT 10%.**

Fold Here

LESSON NO. 8 - Fitting Keys to Cylinders

REQUIRED:


1. Using one of the mailing bags supplied, submit the key you made for grading. DO NOT RETURN THE LOCK. It will be used for the next lesson.
2. Complete top portion of this form and send it to us in the brown envelope attached to the mailing bag.
3. If paying tuition in installments, remit one payment with this lesson. Detach and mail coupon 8 from your payment book.

Fold Here

NOTE: If it is necessary to write to us about this lesson, enclose your letter with this assignment. Please do not write your comments on the examination certificate.

**SEND THIS FORM IN THE MAIL BAG WITH YOUR COMPLETED LESSON**

ADMINISTRATIVE OFFICES  
1500 CARDINAL DRIVE  
LITTLE FALLS, NEW JERSEY 07424



- Moved, left no address
- No such number
- Moved, not forwardable
- Addressee unknown

*Alms*

# LESSON CORRECTION

LOCKSMITHING INSTITUTE

Lesson No. 9

The pin tumbler cylinder that you set to the cut key is assembled well and operates correctly.

Now that the "mystery" of the pin tumbler cylinder has been revealed to you, I'm sure that you can handle any key fitting job of this nature that comes along. However, I don't want you to become over confident. It takes practice to build experience.

It also takes practice to gain speed in this type of work. I'd like to suggest that you visit your local junk yard and try to purchase several old cylinders so that you can experiment with them. This experience will be very helpful to you.

Moreover, you will be building up a stock of cylinders that you can use to make your own business or sideline more profitable. By having a few cylinders on hand, you will be able to make "exchanges" for your customers. In other words, if you have a cylinder just like your customer's, you can give him yours and take his in exchange. This will give him quicker service and will permit you to fit the keys to his cylinder in your leisure time.

Material for

**PITTSBURGH  
PLATE GLASS COMPANY**

Produced by

The A. I. GARBER CO.  
Ashland, Ohio

FORM NO.

777

PACKAGED

5-100

DATE

2/68

TITLE

9 Column Statement Paper

L. S. N.

C-ORDER NO.

36628


NUMBERED

PLEASE DO NOT PERMIT STOCK TO BECOME LOW BEFORE RE-ORDERING

44-38861

IH Q124

<i>Material for</i> <b>PITTSBURGH</b>		<i>Produced by</i> <b>The A. L. GARBER CO.</b>
<b>PLATE GLASS COMPANY</b>		<b>Ashland, Ohio</b>
<b>FORM NO.</b>	<b>PACKAGED</b>	<b>DATE</b>
<del>6828</del> 6829	500	1/67
<b>TITLE</b>		
ACCT DATA SHEET		
<b>L. S. N.</b>	<b>C-ORDER NO.</b>	<b>NUMBERED</b>
	62538	
<b>PLEASE DO NOT PERMIT STOCK TO BECOME LOW BEFORE RE-ORDERING</b>		

44-38861 *grth* Q125  


LOCKSMITHING INSTITUTE  
LITTLE FALLS, NEW JERSEY  
07424

EXAMINATION  
CERTIFICATE

# HOMWORK ASSIGNMENT

30-I-15189		
ERIC S. GALT		
113-14th. STREET-N. E.		
ATLANTA	STATE GEORGIA	ZIP 30309

LESSON NO. **9**  
LESSON GRADE **A**  
(Handwritten)

Fold  
Here

Fold  
Here

## LESSON NO. 9 - Changing Combinations and Servicing the Shells

### REQUIRED:

1. Using one of the mailing bags supplied for this purpose, submit the assembled cylinder and key for grading.
2. Complete top portion of this form. Place it in the brown envelope attached to the mailing bag.
3. If paying tuition in installments, detach coupon No. 9 from your payment book, attach your payment in the required amount and forward both with your lesson.

Fold  
Here

Fold  
Here

**NOTE:** If it is necessary to write to us about this lesson, enclose your letter with this assignment. Please do not write your comments on the examination certificate.

**SEND THIS FORM IN THE MAIL BAG WITH YOUR COMPLETED LESSON**

Locksmithing Institute, Little Falls, New Jersey

DATE APR 10 1968

LESSON ACKNOWLEDGEMENT

Thank You!

... for your lesson and payment.

Tuition balance \$ 152.<sup>00</sup>

Next lesson and payment due by

5 30-1-15189 C/A  
MR. ERIC S. GALT  
113 14th ST. N.E.  
ALANTA, GA.

Lessons and payments may be submitted at any time prior to above date.

\*SAVE MONEY:— IF FULL BALANCE IS PAID AT ONE TIME, YOU MAY DEDUCT 10%.

Fold Here

LESSON NO. 9 - Changing Combinations and Servicing the Shells

REQUIRED:

1. Using one of the mailing bags supplied for this purpose, submit the assembled cylinder and key for grading.
2. Complete top portion of this form. Place it in the brown envelope attached to the mailing bag.
3. If paying tuition in installments, detach coupon No. 9 from your payment book, attach your payment in the required amount and forward both with your lesson.

Fold Here

Fold Here

NOTE: If it is necessary to write to us about this lesson, enclose your letter with this assignment. Please do not write your comments on the examination certificate.

RETURN TO US IN THE MAIL BAG WITH YOUR COMPLETED LESSON